

# BRUSH CUTTERS

FOR EXCAVATORS & BACKHOES



**THE LEADER OF THE PACK—ANY WAY YOU CUT IT.**






# THE LEADER OF THE PACK

any way you cut it.

Brush Wolf Features .....	2-3
The Brush Wolf Difference .....	4-5
Standard-Duty X-Series .....	6-7
Heavy-Duty X-Series .....	8-9
Full-Size Heavy-Duty X-Series .....	10-11
Cutter Comparison Chart.....	12-13

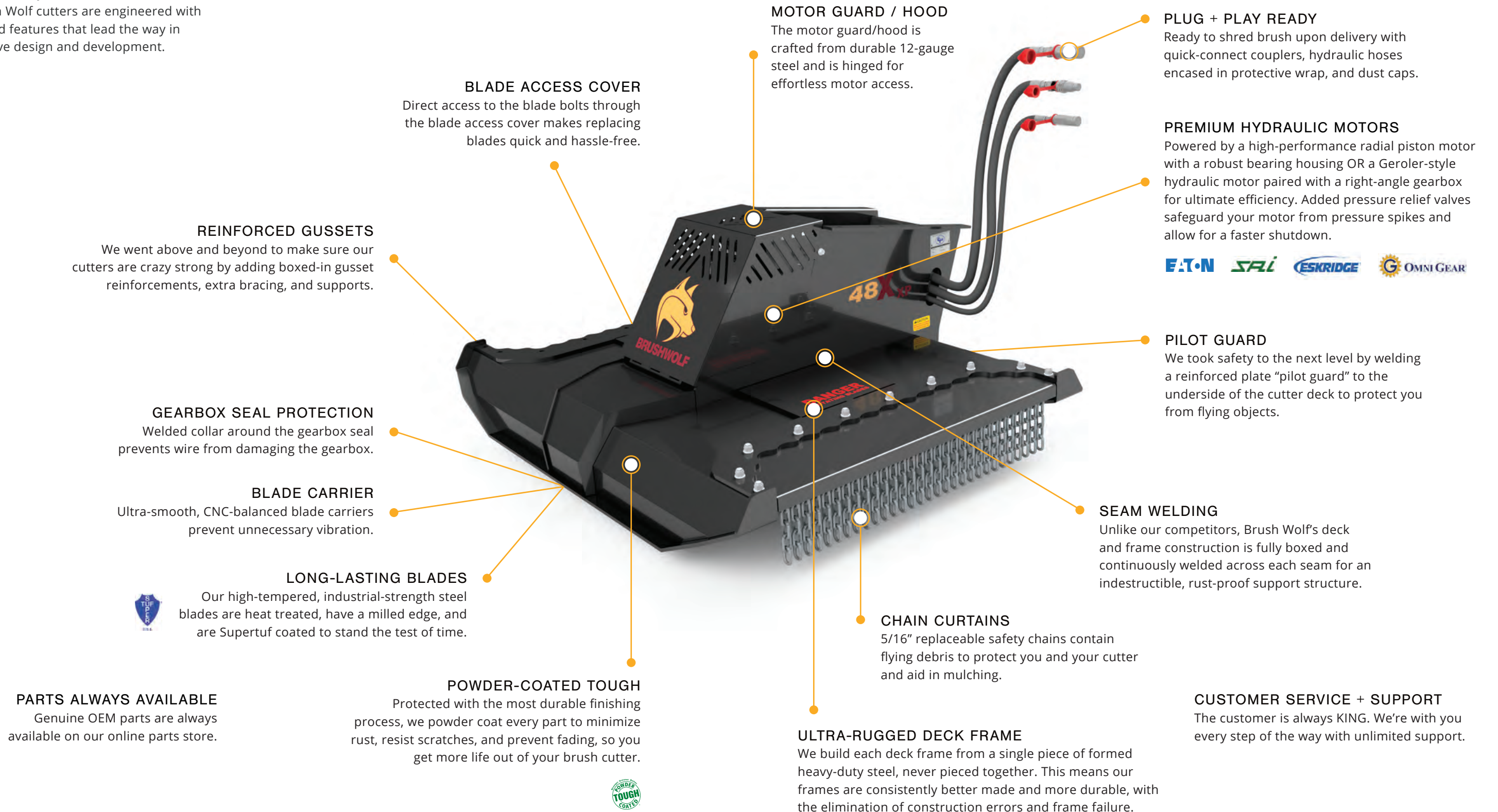




# BUILT FOR LIFE

Experience the most reliable, indestructible hydraulic rotary brush cutters on the market. All Brush Wolf cutters are engineered with advanced features that lead the way in innovative design and development.

## POWER + PERFORMANCE







#### WHY OUR CUTTERS LAST LONGER


Our cutters are built to last, crafted from a single piece of ultra-rugged steel that is fully boxed and continuously welded. This meticulous construction ensures unparalleled durability. Additionally, our unique powder coating process further enhances their longevity, setting our cutters apart from the rest.



## WE DO ONE THING—AND WE DO IT WELL.

At Brush Wolf, we're masters of our craft, focusing solely on perfection. Our indestructible hydraulic rotary brush cutters are built tough to conquer rough terrain and thrive in the harshest environments. With a legacy that spans over two decades, we've been the pioneers of the rotary brush-cutting industry, setting the standard for innovation.

We're proud to make, design, fabricate, assemble, powder coat, and test every cutter under one roof in Crosslake, Minnesota.





# STANDARD-DUTY X-SERIES

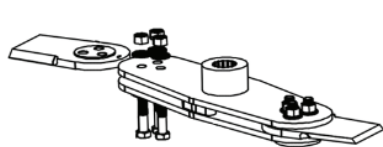
3600X | 4200X | 4800X LF | 4800X SF | 4800X HF

These bulletproof little machines are packed with power and are perfect for clearing steep hillsides, ditches, and tree lines. Our first-generation rotary brush cutters for diggers feature a simplistic design that makes them easy to own and operate. The 3600X and 4200X are made for compact excavators and backhoes to fit flawlessly in tight places. While the 4800X models fit either compact or mid-size excavators/backhoes and offer a 48" cutting width.

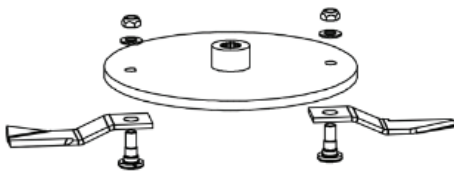


**“THIS CUTTER HAS  
BEEN A GREAT  
INVESTMENT AND  
REALLY RELIABLE.”**

— Clivan,  
Construction  
Business Owner




BLADE CARRIER: 3600X



BLADE CARRIER: 4200X | 4800X



3600X



4200X | 4800X



**MOTOR TYPE**

Eaton® Geroler-style hydraulic motor

**DRIVE TYPE**

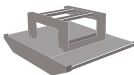
Right-angle Omni Gear® gearbox

**MOTOR PROTECTION**

Pressure relief valves, GRD-2 shear bolt

**MAX PSI (CONT./INT.)**

3,000/3,500; 3,000-4,100 (4800X HF)



**DECK THICKNESS**

3600X & 4200X: 10-ga | 4800X: 7-ga

**HOOD/MOTOR GUARD**

12-ga motor guard

**CHAIN CURTAIN**

Both sides

**HOSES + DUST CAPS**

90" hydraulic hoses encased in protective wrap, quick-connect couplers, and dust caps included



**BLADES & BLADE CARRIER**

3600X: Two 1/2" steel bars with 2 Hardox® 500 flat blades; non-updraft to cut and discharge material quickly

4200X | 4800X: 1" GRD-50 bar with 2 heat-treated, Supertuf coated drop-down blades; updraft for lift and mulching action

**BLADE ROTATION**

Counterclockwise



MODEL OPTIONS					
	3600X	4200X	4800X LF	4800X SF	4800X HF
Cutting Width	36 in	42 in	48 in	48 in	48 in
Hydraulic Flow (GPM)	8-20	8-20	8-15	16-25	26-40
Max Cutting Diameter	3 in	3 in	3 in	4 in	5 in
Tip Speed (ft/min)	5,500-13,750	6,500-16,200	7,500-14,000	11,750-18,400	7,500-11,600
Weight	550 lbs	690 lbs	860 lbs	860 lbs	890 lbs

Full specs are listed on pages 12-13.



# HEAVY-DUTY X-SERIES

42X HD | 42X XP | 48X HD | 48X XP

Up your brush-cutting game with the next generation of rotary cutters for mini and mid-size excavators/backhoes. We've upgraded our heavy-duty cutters with a powerful piston motor for higher torque and included a hydraulic relief block with an integrated case drain. The now removable chain curtains accommodate different cutting styles, and the vented, hinged hood improves drive-train protection. Big in power, yet still the right size to squeeze in tight spaces. A dependable, versatile cutter you'll use for virtually everything.



***"BRUSH WOLF PRODUCTS ARE OUTSTANDING & THEY STAND BEHIND THEIR PRODUCTS!! I OWN TWO CUTTERS, 1 FOR MY EXCAVATOR & 1 FOR MY SKID. WE LOVE IT!!! MY CUSTOMERS LOVE THE FINISH IT LEAVES ON THEIR PROPERTY TOO!!"***

— Ellis Smallwood,  
Owner of Smallwood's Land Management LLC



MODEL OPTIONS				
	42X HD	42X XP	48X HD	48X XP
Cutting Width	42 in	42 in	48 in	48 in
Hydraulic Flow (GPM)	14-20	21-29	17-29	30-37
Max Cutting Diameter	4 in	5 in	5 in	6 in
Tip Speed (ft/min)	9,500-13,500	10,200-14,200	9,500-16,300	8,600-10,600
Weight	750 lbs	750 lbs	800 lbs	800 lbs

Full specs are listed on pages 12-13.



**MOTOR TYPE**

SAI® radial piston hydraulic motor

**DRIVE TYPE**

Direct drive

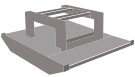
**BEARING HOUSING SHAFT**

Eskridge® bearing housing with 2.25" shaft diameter

**MOTOR PROTECTION**

Pressure relief valves, case drain

**MAX PSI (CONT./INT.)**  
3,500



**DECK THICKNESS**

42X: 10-ga | 48X: 7-ga

**HOOD/MOTOR GUARD**

SAI® radial piston hydraulic motor

**CHAIN CURTAIN**

Optional/removable chain curtains with 5/16" replaceable chains

**HOSES + DUST CAPS**

90" hydraulic hoses encased in protective wrap, quick-connect couplers, and dust caps included



**BLADES**

2 heat-treated, Supertuf coated drop-down blades; updraft for lift and mulching action

**BLADE CARRIER**

1" GRD-50 disc

**BLADE ROTATION**

Counterclockwise



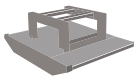
# FULL-SIZE HEAVY-DUTY X-SERIES

60X HD | 60X XP | 72X HD | 72X XP

A true workhorse built tough for industrial and commercial applications. These bad boys clear brush quickly and efficiently to improve your ROI and increase profit. You can rely on these cutters to consistently tackle heavy brush and trees up to 10” in diameter.



- MOTOR TYPE**  
SAI® radial piston hydraulic motor
- DRIVE TYPE**  
Direct drive
- BEARING HOUSING SHAFT**  
Eskridge® bearing housing with 2.25” shaft diameter
- MOTOR PROTECTION**  
Pressure relief valves, case drain
- MAX PSI (CONT./INT.)**  
4,000



- DECK THICKNESS**  
1/4 in
- HOOD/MOTOR GUARD**  
SAI® radial piston hydraulic motor
- CHAIN CURTAIN**  
Optional/removable chain curtains with 5/16” replaceable chains
- HOSES + DUST CAPS**  
90” hydraulic hoses encased in protective wrap, quick-connect couplers, and dust caps included



- BLADES**  
Standard 3-Blade Carrier  
1” GRD-50 disc with 3 heat-treated, Supertuf coated drop-down blades; non-updraft to cut and discharge material quickly  
  
Optional 4-Blade Carrier  
Two-piece 5/8” thick steel discs with 4 Hardox® 500 flat blades; non-updraft to cut and discharge material quickly
- BLADE ROTATION**  
Counterclockwise

	MODEL OPTIONS							
	60X HD 3-Blades	60X XP 3-Blades	60X HD 4-Blades	60X XP 4-Blades	72X HD 3-Blades	72X XP 3-Blades	72X HD 4-Blades	72X XP 4-Blades
Cutting Width	60 in	60 in	60 in	60 in	72 in	72 in	72 in	72 in
Hydraulic Flow (GPM)	20-32	33-45	20-32	33-45	23-32	33-45	23-32	33-45
Max Cutting Diameter	10 in	10 in	10 in	10 in	10 in	10 in	10 in	10 in
Tip Speed (ft/min)	9,500-15,100	12,200-16,600	9,500-15,100	12,200-16,600	10,300-14,300	13,200-18,000	10,300-14,300	13,200-18,000
Weight	1,730 lbs	1,730 lbs	1,940 lbs	1,940 lbs	2,080 lbs	2,080 lbs	2,330 lbs	2,330 lbs

Full specs are listed on pages 12-13.



# BRUSH CUTTERS

FOR EXCAVATORS AND BACKHOES

PRODUCT SPECIFICATIONS



	STANDARD-DUTY					HEAVY-DUTY	
	3600X	4200X	4800X LF	4800X SF	4800X HF	42X HD	42X XP
Hydraulic Flow (GPM)	8-20		8-15	16-25	26-40	14-20	21-29
Tip Speed (ft/min)	5,500-13,750	6,500-16,200	7,500-14,000	11,750-18,400	7,500-11,600	9,500-13,500	10,200-14,200
Max Cutting Diameter	3 in			4 in	5 in	4 in	5 in
Cutting Width	36 in	42 in	48 in			42 in	
Weight	550 lbs	690 lbs	860 lbs		890 lbs	750 lbs	
Overall Width	39 in	45.13 in	51.13 in			52.70 in	
Overall Length	50 in	56.80 in	62.80 in			56.80 in	
Blades	(2) 10 x 6 x 0.625 in	(2) 14.75 X 4 X 0.5 in; updraft					
Chain Curtain(s)	Both sides					Optional/removable	
Hood/Motor Guard	12-ga motor guard					12-ga hinged, vented hood	
Max PSI (cont./int.)	3,000/3,500				3,000/4,100	3,500	
Blade Carrier Type	Two 1/2" steel bars	1" GRD-50 disc					
Motor Type	Eaton® Geroler-style hydraulic motor					SAI® radial piston hydraulic motor	
Drive Type	Right-angle gearbox					Direct drive	
Bearing Housing Shaft	—					Eskridge® bearing housing with 2.25" shaft diameter	
Motor Protection	Pressure relief valves, GRD-2 shear bolt					Pressure relief valves, case drain	
Deck Thickness	10-ga (.135 in)		7-ga (.188 in)			10-ga (.135 in)	
Hoses & Dust Caps	90" hoses with protective wrap, dust caps						
Warranty	5-year limited warranty: structural components, materials, and weldment 1.5-year limited warranty: motor, gearbox, and bearing housing						

HEAVY-DUTY		FULL-SIZE HEAVY-DUTY							
48X HD	48X XP	60X HD 3-Blades	60X XP 3-Blades	60X HD 4-Blades	60X XP 4-Blades	72X HD 3-Blades	72X XP 3-Blades	72X HD 4-Blades	72X XP 4-Blades
17-29	30-37	20-32	33-45	20-32	33-45	23-32	33-45	23-32	33-45
9,500-16,300	8,600-10,600	9,500-15,100	12,200-16,600	9,500-15,100	12,200-16,600	10,300-14,300	13,200-18,000	10,300-14,300	13,200-18,000
5 in	6 in	10 in							
48 in		60 in				72 in			
800 lbs		1,730 lbs		1,940 lbs		2,080 lbs		2,330 lbs	
55.60 in		72.25 in				82.188 in			
62.812 in		74.50 in				86.813 in			
(2) 17.75 X 4 X 0.5 in; updraft		(3) 18 x 5 x 0.625 non-updraft drop-blades		(4) 14.25 x 8.5 x 0.625 Hardox® 500 non-updraft flat-blades		(3) 18 x 5 x 0.625 in non-updraft drop-blades		(4) 18 x 8.5 x 0.625 Hardox® 500 non-updraft flat-blades	
Optional/removable									
12-ga hinged, vented hood									
3,500		4,000							
1" GRD-50 disc				Two-piece 5/8" steel discs		1" GRD-50 disc		Two-piece 5/8" steel discs	
SAI® radial piston hydraulic motor									
Direct drive									
Eskridge® bearing housing with 2.25" shaft diameter									
Pressure relief valves, case drain									
7-ga (.188 in)		1/4 in							
90" hoses with protective wrap, dust caps									
5-year limited warranty: structural components, materials, and weldment 1.5-year limited warranty: motor, gearbox, and bearing housing									





**5** YEAR  
LIMITED  
WARRANTY

Brush Wolf cutters are built for life, which is why we stand behind each and every one of them with our unmatched 5-year limited warranty.

**MADE IN  
USA**

Everything we make, design, fabricate, assemble, powder coat, and test is proudly done under one roof in Crosslake, Minnesota.



**THE LEADER OF THE PACK—ANY WAY YOU CUT IT.**

218-692-1050 | [sales@brushwolf.com](mailto:sales@brushwolf.com) | [brushwolf.com](http://brushwolf.com)